

Information to Authors, ELMAR-2005 - Paper Title (14 pt bold)

↕ (two lines space, 10 pt)

First A. Author¹, Second B. Author², Third C. Author² (12 pt bold)

¹ First authors' affiliation and full mailing address (10 pt)

² Second and third Authors' affiliation and full mailing address (10 pt)

E-mail: *coresponding.author@institution* (10 pt italic)

↕ (two lines space, 10 pt)

Abstract - *The abstract contains the contents of the paper and briefly describes the used methods. The achieved results and contributions of the new work have to be clearly pointed out. The abstract should not exceed 10 lines. The font size is 10 pt italic. The title, authors' names and affiliations and the abstract extend over both columns. In the whole paper Times or similar true type font has to be used. The title should not exceed 2 lines. Two 10 pt line spaces are left between the title and authors' names. Two 10 pt line spaces are left before the abstract. One 10 pt line spaces is left between the abstract and keywords. Two 10 pt line spaces are left after the keywords. Papers must be sent in PDF-format by e-mail to: elmar@fer.hr*

↕ (one line space, 10 pt)

Keywords - *Paper Sample, ELMAR, Croatia*

↕ (two lines space, 10 pt)

1. INTRODUCTION (10 pt bold)

Only original papers that have not been published or submitted for publication elsewhere can be submitted.

Select the symposium topic (available on the symposium web-site) that most closely matches the subject area of your paper. This topic selection will be used to match reviewers to your paper, and to include your paper in the most appropriate session in the symposium program, so it is important to make a careful selection.

We do not accept more than 3 papers from the same author.

Commercial references (such as Product Names, Brands, or Part Numbers) are not permitted in the body of the paper. Commercial presentation opportunities are available during sponsored events at the symposium. Please contact elmar@fer.hr for more information.

Authors submitting papers for presentation at ELMAR-2005 should be able to communicate effectively in English. Individuals presenting papers at the symposium should be able to effectively deliver the paper in English to an international audience - authors who are unable to do so themselves, should make an effort to find alternative speakers who can effectively present their paper.

It is expected and required that each accepted paper will be orally presented (appx. 15-minutes presentation time) by its author, co-author or a presenter (non-author).

↕ (two lines space, 10 pt)

2. GENERAL INSTRUCTIONS (10 pt bold)

↕ (one line space, 10 pt)

The paper has to be prepared for printing on A4 paper (209.90 mm × 297.04 mm). Margins of 2.5 cm should be used on all sides of the paper and on all pages. Paper length is limited to four A4 pages

including text, figures, tables and references. The text, except the title and the abstract, is written in two columns. Column width is 7.5 cm (space between columns is 1 cm). A 10 pt font size should be used. The text should be single-spaced. The paper should be written in English.

In the introduction the problem under investigation has to be described and the motivation for the research should be given. Also previous results from the cited references should be briefly summarized. The references are quoted in square brackets e.g. ... in [1] is shown ... or ... the results are listed in [3]-[5]. References are numbered in order in which they appear in the paper.

The approach and methods of solving the problem used in the paper should be outlined.

↕ (two lines space, 10 pt)

3. OTHER INSTRUCTIONS (10 pt bold)

↕ (one line space, 10 pt)

Subtitles have to be written with 10 pt font size, bold and uppercase. The subtitles have to be left justified. Two 10 pt line spaces are left before each subtitle, and one 10 pt line space is left after each subtitle.

For the text in columns a 10 pt font size should be used. Both columns have to be left and right justified.

The main part of the paper may consist of several chapters.

↕ (one line space, 10 pt)

3.1. Sub-subtitle (10 pt bold)

↕ (one line space, 10 pt)

Sub-subtitles are written in sentence case, 10 pt, bold. They are also left justified. One 10 pt line space is left before and one after each sub-sub title.

Equations are centered and marked with numbers at the right column margin, e.g.:

↕ (one line space, 10 pt)

$$y = a + b \sin(x) \quad (1)$$

↕ (one line space, 10 pt)

One line space (10 pt) should be left before and after the equation. The explanation of all the variables and symbols have to be included in the text preceding or following the equation or alternatively at the end of the paper. Equations from the text are cited in parenthesis, e.g. ... from equation (1) follows

3.2. Figures and tables

Figures and tables have to be marked with numbers. Figures and tables should appear after their first mentioning in the text. Figures are cited as: ... in Fig. 1 is shown... .




Fig. 1. Test image Lena - 24 bpp

A caption must be provided for each figure and table. The caption should briefly explain what does the figure/table represent. Short captions should be centered below the figure, while long captions should be left and right justified, as can be seen in Fig. 2. It is better to use short captions and explain the figure in the text.




Fig. 2. Test image Lena - DCT coefficients are presented using block size with the dimensions of 4x4 pixels

Table captions are placed above the appropriate table. The example is given bellow.

Table 1. Font sizes

title	14 pt, bold
authors' names	12 pt, bold
authors' address	10 pt
abstract	10 pt, italic
keywords	10 pt, italic
text	10 pt
subtitles	10 pt, bold, uppercase
sub-subtitles	10 pt, bold, sentence case
references	10 pt

4. CONCLUSION

In the conclusion the main achieved results described in the paper are listed and briefly summarized. The efficiency of the used method(s) is pointed out. Eventual restrictions and limitations are commented. Further research directions may be indicated.

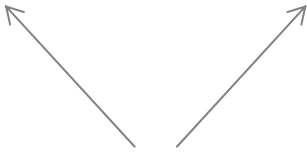
ACKNOWLEDGEMENT

When the authors wish to acknowledge advisors and/or sponsors of the work presented in the paper, this is added after the conclusion and before the references. Acknowledgement and references title should NOT be numbered.

REFERENCES

References are listed in order of appearance in the paper in the following manner:

- [1] A. First, B.C. Second, "Paper Title", *Journal Name*, Vol. 1, No. 2, August 1998, pp. 310-320
- [2] A.B. First, B. Second, C. Third, "Paper Title", *Conference Name*, Vol. 1, City, Country, June 2004, pp. 200-205
- [3] A. First, *Book Title*, Publisher, City, 2004.


 try to align the end of the text
 on the last page